

GUIDE TO PROTECTIVE AND DECORATIVE SOLUTIONS FOR WOOD



"LINEA BLU SAYERLACK": THE PROFESSIONAL'S FIRST CHOICE

PROFESSIONAL WOOD COATINGS FOR HOBBYISTS TO COAT ALL THE WOODS IN THE WORLD.

SAYERLACK, brand leader in the professional field of wood coatings, has decided to supply its top quality coatings to everybody through LINEA BLU, which is available at retailers' and specialized do-it-yourself shops.

It is a highly technologically advanced range of coatings for wood protection and decoration. Reliable, easy to apply and capable of solving any application requirements in an efficient way. Formulated by our research laboratory with 50 years of experience in the formulation and application fields.

Advanced in both durability and resistance, and researched to provide the best aesthetic solutions. All of this to preserve the precious natural material wood is, with its aesthetic and functional qualities that have been appreciated since ancient times.





THE NATURAL ENEMIES OF WOOD

The 4 main causes of degradation are:

1. Humidity

Dry wood absorbs water, if it is exposed to dampness. In fact, as humidity changes, dimensional changes of over 4% may occur. Thus, whilst the wooden outdoor joinery moves a lot as the daily humidity changes, the overlying coating film is not capable of adjusting to these movements. Strong stresses occur between wood and coating, which over time causes the coating to detach from the wood or cause small cracks.

2. Sudden changes in temperature

Since wood's thermal expansion is very low, but the thermal expansion of the most common coatings are very high, this leads to opposite stresses with any sudden change in temperature.

Since changes in temperature are very frequent, the never-ending sequence of stresses deteriorates the coating.

3. Exposure to weather (rain, snow, sun, salt deposits, smog)

The change of seasons and of different weather deteriorates the surface layer of any coating. Maintenance is therefore required, using coating products suitable for the end application.

4. Biological degradation

Wood is subject to the attack of both vegetable and animal organisms. Among vegetable organisms are bacteria, and fungi. Among animal organisms, the most common ones are woodworm and termites.



HOW TO PROTECT WOOD

It is essential to use high quality products such as those formulated by Linea Blu Sayerlack. These wood coatings are formulated for specific end use.

The products for exterior protection and decoration exhibit the following major features:

- Good penetration into the wood grain.
- Protection resistance to attack by biological organisms.
- Quick drying.
- Easy application with no dripping.
- High UV resistance. In general, coating products without pigments (clear) have little if no outdoor resistance compared to the products with pigments or colourants, as the pigment contains the iron oxides that absorb and/or resist ultraviolet rays.
- Water-based topcoats do not crack, flake off or yellow, since they are formulated with acrylic resins. On the wooden item, they form a hard, water-resistant elastic film that adjusts to the natural movements of wood.

The products meeting interior protection and decorative requirements exhibit the following major features:

- High resistance to abrasion and wear.
- Stains for interiors are not-affected by light.
- Excellent clarity of the topcoats.
- Excellent adhesion.
- Excellent sandability.
- Quick drying.
- Easy painting and no dripping (thixotropic).

This practical guide will help you learn more about these top quality products and about our special wood coating products, both for furniture and interior doors, frames and parquet, with help on the best coating methods, for both new and skilled people.

In this guide you will find all that you need for maintenance and restoration, for window frames, doors, gates and parquet finishes, coatings, etc., to enter the wonderful world of colours and craftsmanship.

ADVANTAGES OF THE LINEA BLU SAYERLACK RANGE

We at the Sayerlack laboratories aim to provide hobbyists with coatings that have the same quality and performance as those used by coating professionals, such as restorers, craftsmen and furniture manufacturers'.

The aim is to offer high quality but easy to apply coatings. This is why you will find acrylic coatings in waterbased products in our range. These coatings differ from the traditional synthetic ones and exhibit many advantages such as ease of use, durability and benefits for the environment. The advantages of using waterbased coatings are:

- Longer life on exterior exposure (twice that of any synthetic coating).
- No cracking.
- No flaking.
- Elastic and resistant to scratches and abrasion.
- Non-yellowing coating film.
- Gloss retention.
- Colour stability.
- Re-coating: they can also be applied on old synthetic coatings.
- Ready to use: they can be thinned with tap water.
- Non flammable.
- Short drying times.
- Easy application, a synthetic bristle brush is recommended.
- Easy cleaning with cold water.
- Reduced solvent emission: compared to traditional solvent coatings.

ENVIRONMENT-FRIENDLY PRODUCTS

At Linea Blu, we believe that formulating and producing environment-friendly products is a corporate and civil mission and responsibility for the entire community, and for our and our children's future.



Help us save our world: choose environment-friendly products that always guarantee technological innovation and excellent performance. With our daily choices, we CAN do it!

We have been awarded the ISO 14001.

LINEA BLU RANGE: THE BEST SOLUTIONS

PROTECTIVE SOLUTIONS FOR EXTERIOR



STAIN FOR EXTERIOR	pag. 8
TOPCOAT FOR EXTERIOR	pag. 9
WAX EFFECT SELF-SEALING STAIN	pag. 10
WAX EFFECT TOPCOAT FOR EXTERIOR	pag. 11
TOP DECK PRESERVATIVE STAIN	pag. 12
TEAK OIL FOR GARDEN FURNITURE AND BOATS	pag. 13
DECKING CLEANER	pag. 13
NEUTRAL DETERGENT (for exterior doors and window frames)	pag. 14
REVITALIZER FOR INTERIOR/EXTERIOR (doors, windows, furniture)	pag. 15

DECORATIVE SOLUTIONS FOR WOOD AND METAL FOR EXTERIOR



ANTIRUST-PRIMER FOR METAL	pag. 16
ENAMEL FOR WOOD AND METAL FOR EXTERIOR	pag. 17


PROTECTIVE AND DECORATIVE SOLUTIONS FOR INTERIOR



STAIN FOR WOOD	pag. 18
SANDING SEALER FOR FURNITURE	pag. 19
COATING FOR FURNITURE BASECOAT/TOPCOAT	pag. 20

S TO PROTECT AND DECORATE WOOD

SOLUTIONS FOR FLOORS



REVITALIZING WAX FOR PARQUET	pag. 21
MARBLE AND TERRACOTTA WAX	pag. 21
SANDING SEALER FOR PARQUET	pag. 22
COATING FOR PARQUET	pag. 23

SOLUTIONS FOR ANTIQUE FURNITURE



NITROCELLULOSE BASECOAT FOR FURNITURE	pag. 24
NITROCELLULOSE TOPCOAT FOR FURNITURE	pag. 25
THINNER FOR NITRO VARNISH	pag. 25
FRENCH POLISH FOR FURNITURE	pag. 26
REVITALIZER FOR RESTORATION	pag. 27
ANTI-WOOD WORM	pag. 27



PROTECTS AND ENHANCES
NEW AND ALREADY
IMPREGNATED WOODS

PREVENTS THE ACTION
OF FUNGI AND MOULDS

ULTIMATE FLEXIBILITY
TO TEMPERATURE CHANGES

UV PROTECTION
ODOURLESS

STAIN FOR EXTERIOR

Waterbased technology to protect you and the environment

Basestain is used as a treatment for interior and exterior wood. Thanks to its U.V. protection it gives an excellent flexibility to temperature changes. Its special formulation lets wood breathe, thus preserving its natural beauty.

WHERE TO APPLY: specially formulated for wooden items exposed to the exterior environment (balconies, cladding, beams, cottages, fences, gazebos).

HOW TO APPLY: by brush/spray.

ON NEW WOOD: sand using 150 grit sandpaper, then apply 1 or 2 coats on the sanded wood. It can be overcoated with the topcoats for exteriors HF 20**, the waxy topcoat HI 2311 and enamels HL 20**. Drying time for the last coat: 4-6 hours.

ON PREVIOUSLY COATED WOOD: if the wood is treated with only stain, remove any dust and clean the surface, sand if required, and apply 1 or 2 coats of basestain HI 20**. For wooden surfaces treated with topcoat, remove the old coating completely and proceed as with new wood.

N.B.: the white stain HI 2019 is used only as a basestain for the application of the HL 20** series enamels or for applications with basestain only. It should not be overcoated with the topcoats, HF 20** and the waxy topcoat HI 2311.



USE:
exterior



READY TO USE



DRYING:
6 hours



COVERAGE:
12 m²/litre



TOOLS:
synthetic bristle
brush/spray



CLEAN-UP
OF TOOLS:
easy with water

HI 2010
CLEAR

HI 2011
CHESTNUT/
PALE WALNUT

HI 2012
WALNUT

HI 2013
DARK
WALNUT

HI 2014
MAHOGANY

HI 2015
GREEN

HI 2016
RED

HI 2017
PINE/LARCH

HI 2019
WHITE

HI 2020
OAK

HI 2021
TEAK

HI 2022
BROWN
WALNUT

TOPCOAT FOR EXTERIOR

Waterbased technology to protect you and the environment

Protective topcoat for wood resistant to cracking. It can be applied onto any type of old coating (also synthetic ones). It is ideal for the treatment of all items that require excellent weather protection and improving the appearance of the wood. It is also excellent for the maintenance of wooden frames and windows.

WHERE TO APPLY: specially formulated for wooden items exposed to the exterior environment (window frames, balconies, matchboarding, beams, cottages, stockades).

HOW TO APPLY: by brush/spray.

ON NEW WOOD: sanding using 150 grit sanding paper, than apply 1 or 2 coats of HI 20**. Apply on the substrate the HI 20** protective stains and leave it drying. If necessary thin the Topcoat with 37,5-75 ml of water and apply 1-2 coats by brush or spray. If the interval between the 2 coats does not exceed 4-6 hours, sanding before the second coat is not required. In case of a longer interval, sand with 280 grit sandpaper before applying the second coat.

ON PREVIOUSLY COATED WOOD: to maintain the appearance slightly sand using 280 grit sandpaper, than apply one coat of the HF 20** topcoat.

If the coating is loosed/damaged remove the old coating by sanding with a 80-150 grit sandpaper, then proceed as with new wood.



USE:
exterior



READY TO USE



DRYING:
24 hours



COVERAGE:
12 m²/litre



TOOLS:
synthetic bristle
brush/spray



CLEAN-UP
OF TOOLS:
easy with water



PROTECTS WOOD FROM
WEATHER AND HUMIDITY
WATER REPELLENT



EXCELLENT LONG TERM
RESISTANCE AND DURABILITY

RESISTANT TO CRACKING
DUE TO U.V. PROTECTION

NON YELLOWING FILM
ODOURLESS

PROTECTIVE SOLUTIONS FOR EXTERIOR

HF 2010 CLEAR MATT	HF 2040 CLEAR	HF 2041 PALE WALNUT	HF 2042 WALNUT	HF 2043 CYPRESS/OAK	HF 2046 SEMI-GLOSS CLEAR
--------------------------	------------------	---------------------------	-------------------	------------------------	--------------------------------



WATER-REPELLENT EFFECT
UV PROTECTION
NOT SUBJECT TO CRACKING
ODOURLESS

WAX EFFECT SELF-SEALING STAIN

Waterbased technology to protect you and the environment

The wax effect basestain gives the wood a waxy and water-repellent look leaving the natural appearance unchanged. Provides U.V. protection to the wood.

WHERE TO APPLY: specially formulated for wooden items exposed to the exterior environment (gazeboes, flower boxes, gratings, wooden houses, unfinished wooden furniture, country-style furniture, ceilings, beams).

HOW TO APPLY: by brush/spray.

ON NEW WOOD: apply 1 to 3 coats depending on the required level of protection, waiting 4 hours between each coat. These wax effect basestain cannot be overcoated with the normal water-based and solvent-based topcoats. Recoating is recommended after 2 years, based on the level of exposure. Remove any dust and clean the surface. Sand if required.

ON PREVIOUSLY COATED WOOD: before applying the product, remove the old coating by sanding with a 80-150 grit sandpaper. Then, proceed as with new wood.



USE:
 exterior



READY TO USE



DRYING:
 6 hours



COVERAGE:
 15-20 m²/litre



TOOLS:
 synthetic bristle
 brush/spray



**CLEAN-UP
 OF TOOLS:**
 easy with water

HI 2210
 CLEAR

HI 2211
 PALE WALNUT

HI 2212
 WALNUT

HI 2213
 DARK
 WALNUT

HI 2214
 MAHOGANY

HI 2217
 TEAK/LARCH



WAX EFFECT TOPCOAT FOR EXTERIOR

Waterbased technology to protect you and the environment

The wax effect topcoat gives the wood, a waxy and water-repellent look. Ideal for the lasting and effective protection of wood items exposed to UV rays and to weather. Will not crack even in extreme weather condition.


WHERE TO APPLY: formulated for wooden items exposed to the exterior use (balconies, cladding, beams, cottages, fences).

HOW TO APPLY: by brush/spray.

ON NEW WOOD: apply 1 or 2 coats of stain HI 20** or HI 22** on the sanded bare wood using a 150 grit sandpaper. Then, apply the wax effect topcoat HI 231*. Drying time: 12 hours.

ON PREVIOUSLY COATED WOOD: if the coating is in a good state and the topcoat has not deteriorated, lightly sand using a 280 grit sandpaper, then apply the wax effect topcoat HI 231*.

In the event of recoating (when the coating is loose/damaged or with surface cracks), remove the old coating by sanding with a 120-150 grit sandpaper. Then, apply one or two coats of basestain HI 20** or HI 22**, followed by the topcoat HI 231*.



EXTENDED DURABILITY

**NO CRACKING
EVEN IN EXTREME
WEATHER CONDITION**

**FILLS THE GRAIN
WATER REPELLENT
ODOURLESS**

PROTECTIVE SOLUTIONS FOR EXTERIOR



USE:
exterior



READY TO USE



DRYING:
12 hours



COVERAGE:
12 m²/litre



TOOLS:
synthetic bristle
brush/spray



**CLEAN-UP
OF TOOLS:**
easy with water

HI 2311
CLEAR

HI 2310
CLEAR
AMBER



EXCELLENT UV PROTECTION

RESISTS MOULD
AND FUNGHI GROWTH

EXCELLENT WATER-REPELLENCY
CREATES A BARRIER AGAINST
WATER-PENETRATION

PROTECTS AGAINST
WEATHERING, DRYING,
SPILITTING, SWELLING

TOP DECK PRESERVATIVE STAIN

Waterbased technology to protect you and the environment

This product gives the wood a waxy and water-repellent look leaving the natural appearance unchanged. Provides U.V. protection.

WHERE TO APPLY: specially formulated for wooden items exposed to the exterior environment (decking, patio, gazebos, flower boxes, gratings, wooden houses, unfinished wooden furniture, country-style furniture, ceilings).

HOW TO APPLY: by brush/spray.

ON NEW WOOD: apply 1 to 3 coats depending on the required level of protection, waiting at least 4 hours between each coat. This product cannot be overcoated with the normal water-based and solvent-based topcoats. Recoating is recommended after 2 years, based on the level of exposure, after a light sanding with 280 grit.

ON PREVIOUSLY COATED WOOD: before applying Top Deck Preservative Stain remove the old coating by sanding with a 80-120 grit sandpaper. Then, to clean and revive timber, apply the Linea Blu Decking Cleaner HH 8014. Let it work for 7-10 minutes, then rinse well to eliminate all residues. Then proceed as with new wood.



USE:
exterior



READY TO USE



DRYING:
6 hours



COVERAGE:
12 m²/litre



TOOLS:
brush/spray



CLEAN-UP
OF TOOLS:
easy with
turpentine

HI 1000
CLEAR

HI 1011
PALE WALNUT

HI 1012
WALNUT

HI 1013
DARK WALNUT

TEAK OIL FOR GARDEN FURNITURE AND BOATS

The teak oil consists of a mixture of oils that allow for simple and quick maintenance of non-coated wooden boat and garden furniture. It enhances exotic woods.

WHERE TO APPLY: garden furniture, wooden boats, swimming pool sides.

HOW TO APPLY: by brush/cloth.

ON NEW WOOD: the product is ready to use and should be applied in a single coat (by cloth or brush) avoiding over thickness. Wait 24 hours before applying a second coat. For the exterior teak in boats, a single coat application is recommended (a second application may be required in very hot and dry seasons). For garden furniture apply 2 coats waiting 24 hours between each coat. Final drying: 24 hours.



USE:
exterior



READY TO USE



DRYING:
24 hours



COVERAGE:
12 m²/litre



TOOLS:
brush/cloth



CLEAN-UP
OF TOOLS:
easy with turpentine

DECKING CLEANER

Cleans and revives timber decking. Removes dirt, fungus, grease. Allows maximum adhesion of coatings. Ideal to use prior to Top Deck Preservative Stain (code HI 101*).



USE:
exterior



READY TO USE



DRYING:
24 hours



COVERAGE: 2
750 ml = 7-9 m²



TOOLS:
brush/cloth



REVITALISES AND PROTECTS
EXOTIC WOODS

PROTECTS EFFECTIVELY
AGAINST WEATHER

AND U.V. RAYS



HH 8014

KK 3331
CLEAR
AMBER



LEAVES NO RESIDUE
DOES NOT AFFECT COATING
ODOURLESS

NEUTRAL DETERGENT FOR EXTERIOR DOORS AND WINDOW FRAMES

Waterbased technology to protect you and the environment

This product is used for cleaning of any wooden items to remove dust, smog and dirt. Essential pretreatment that removes all residues and is used before the application of the revitalizer.

WHERE TO APPLY: window frames, fencing, chalets, gazebos, parquet flooring and any wooden items.

HOW TO APPLY: by cloth.

ON PREVIOUSLY COATED WOOD: it is ready for use and may be used on old solvent-based and water-based coatings. It lightly degreases but does not affect the coating, and leaves no residue.



USE:
exterior



READY TO USE



DRYING:
2 hours



COVERAGE:
35 m²/litre



TOOLS:
cloth only



CLEAN-UP
OF TOOLS:
easy with water



REVITALIZER FOR INTERIORE/EXTERIOR DOORS, WINDOWS AND FURNITURE

Waterbased technology to protect you and the environment

This product is specially formulated with selected oils and resins which helps the preservation of the coating, extending its life and beauty. It is excellent for the revitalisation and maintenance of wooden frames.

WHERE TO APPLY: to restore wooden items exposed to the exterior (window frames, fencing and gazebos) and interior (doors, furniture).

HOW TO APPLY: by brush/cloth.

ON PREVIOUSLY COATED WOOD: it can be used on both water- and solvent-based coatings. If the wood is free from damage clean the surface using the neutral detergent HH 8011. Rinse with water and leave to dry. Apply HH 8012 using a brush or cotton or linen cloth in a single application, avoiding excessive amounts. The revitalizer leaves a very thin clear film that restores the coating elasticity and appearance. When applied once a year, it extends the life of the coating.



RESTORES THE BEAUTY AND EXTENDS THE LIFE OF THE WOOD

**IMMEDIATE EFFECT
ODOURLESS**

PROTECTIVE SOLUTIONS FOR EXTERIOR



USE:
exterior/interior



READY TO USE



DRYING:
6 hours



COVERAGE:
20 m²/litre




TOOLS:
brush/cloth



**CLEAN-UP
OF TOOLS:**
easy with water

**HH 8012
CLEAR**



BLOCKS RUST
EXCELLENT
FLOW PERFORMANCE
QUICK DRYING
ODOURLESS

ANTIRUST-PRIMER FOR METAL

Waterbased technology to protect you and the environment

This antirust-primer has corrosion-proof pigments which can be applied on any type of coating. It is ideal as a primer for water-based and synthetic enamel topcoats. It does not stick to aluminium, anodised surfaces and some special alloys.

WHERE TO APPLY: metal items in general, railings, fences, and gates.

HOW TO APPLY: by brush/spray.

ON NEW METAL: carefully remove any grease from the surface using the nitrocellulose thinner KK 3105. Apply 1 or 2 coats of antirust-primer HH 8000, leave 4 hours between coats. Final drying: 12 hours. Then you can apply the enamel HL 20.

ON PREVIOUSLY COATED METAL: clean the surface removing any coatings, or rust. When required, apply a layer of antirust-primer HH 8000. Then you can apply the enamel HL 20.



USE:
exterior



READY TO USE



DRYING:
12 hours



COVERAGE:
15-20 m²/litre



TOOLS:
synthetic bristle
brush/spray



**CLEAN-UP
OF TOOLS:**
easy with water

HH 8000
LIGHT GREY

ENAMEL FOR WOOD AND METAL FOR EXTERIOR

Waterbased technology to protect you and the environment

The enamel can be applied onto any type of solvent- and water-based old coating. It is non-yellowing, easy to apply and with good covering power.

WHERE TO APPLY: wooden items (balconies, cladding, beams, cottages, fences). Iron items (railings, fences and gates).

HOW TO APPLY: by brush/spray.

ON NEW WOOD: apply a basestain of the HI 20** as a basecoat, apply 2 coats of enamel by brush or spray (thinned 10% to 20% with tap water) leaving 4 hours between each coat, without sanding. If you wait more then 12 hours you have to sand it.

ON PREVIOUSLY COATED WOOD: if the enamel is in good condition, lightly sand using 280 grit sandpaper, then apply the enamel.

ON PREVIOUSLY PRIMED METAL: apply 2 coats of enamel, waiting at least 4 hours between each coat.

ON PREVIOUSLY COATED METAL: remove any dust and grease, sand using 280 grit sandpaper. Apply 2 coats of enamel on the old coating, waiting at least 4 hours between each coating.



USE:
exterior



READY TO USE



DRYING:
12 hours




COVERAGE:
12 m²/litre



TOOLS:
synthetic bristle
brush/spray



CLEAN-UP
OF TOOLS:
easy with water



**NON CRACKING
EXCELLENT FLOW
GOOD COVERING**

DECORATIVE SOLUTIONS FOR WOOD AND METAL FOR EXTERIOR

HL 2059
SNOW
WHITE

HL 2060
WHITE

HL 2061
IVORY

HL 2064
BROWN

HL 2065
DARK
BROWN

HL 2066
GREY

HL 2067
DARK GREY

HL 2068
GREEN

HL 2069
DARK
GREEN

HL 2070
BLACK



COLOURS AND ENHANCES
THE WOOD GRAIN

EXCELLENT COLOUR
STABILITY OVER TIME

QUICK DRYING

ODOURLESS

STAIN FOR WOOD

Waterbased technology to protect you and the environment

The stain has excellent light fastness, even colour, and easy application. The range can be mixed and diluted with water to obtain a lighter colour. For interior use only.

WHERE TO APPLY: ideal for unfinished wooden furniture, floorboards, chairs, tables and doors.

HOW TO APPLY: by brush/spray/cloth.

ON NEW WOOD: apply the stain HC 33** on sanded bare wood, after using a 150 grit sandpaper. If required using a cloth wipe the stain for a more even colour.

Drying time for the stain: 4 hours. May be overcoated with (HM 30** or HP 30**) or with nitrocellulose products (NU 5020 and NF 5030), or with wax-effect stain HI 221*.



USE:
interior



READY
TO USE



DRYING:
4 hours



COVERAGE:
15 m²/litre



TOOLS:
brush/spray/
cloth



CLEAN-UP
OF TOOLS:
easy with water

HC 3300 IVORY WHITE	HC 3301 PALE WALNUT	HC 3302 ANTIQUÉ WALNUT	HC 3303 DARK WALNUT	HC 3304 CHERRY	HC 3306 CYCLAMEN	HC 3308 PALE YELLOW	HC 3309 SALMON	HC 3311 PALE SKY BLUE	HC 3312 BLUE GRAY	HC 3313 PROVENCE BLUE	HC 3314 PALE GREEN	HC 3316 SAGE	HC 3370 WHITE	HC 3373 RED	HC 3377 WENGÉ
---------------------------	---------------------------	------------------------------	---------------------------	-------------------	---------------------	---------------------------	-------------------	-----------------------------	----------------------	-----------------------------	-----------------------	-----------------	------------------	----------------	------------------



SANDING SEALER FOR FURNITURE

Waterbased technology to protect you and the environment

The basecoat is suitable for all wooden items that require high build, it has excellent sandability with easy application.

WHERE TO APPLY: wooden items for interior use only (shutters, floorboards, doors, furniture, chairs).

HOW TO APPLY: by brush/spray.

ON NEW WOOD: HU 3050 (CLEAR) apply the basecoat on bare wood sanded with 150 grit sandpaper. For more coats, wait for 2 to 4 hours between each coat. Final drying time: 8 hours. Sand with 280-320 grit sandpaper then remove any dust and apply the topcoat (HM 3010, HM 3060 or HM 3090). If you want to colour the wood, use the HC 33** or HI 20** stain before applying the basecoat HU 3050.

HU 3051 (WHITE) sanding using 150 grit sandpaper, then apply 1 or 2 coats of HU 3051. Waiting 2 hours before applying another second hand. After 8 hours you can overcoat the product with the coating for furniture HM 3061. Sanding before is recommended with 280-320 grit sandpaper. You can apply on MDF.



HU 3051



HU 3050

LEVELLING BASECOAT

NON YELLOWING

EXCELLENT SANDING

ODOURLESS

PROTECTIVE AND DECORATIVE SOLUTIONS FOR INTERIOR



USE:
interior



READY TO USE



DRYING:
8 hours



COVERAGE:
12 m²/litre



TOOLS:
synthetic
bristle
brush/spray




CLEAN-UP
OF TOOLS:
easy with water

HU 3050 **HU 3051**
CLEAR WHITE



COATING FOR FURNITURE BASECOAT/TOPCOAT

Waterbased technology to protect you and the environment



HM 3060

EXCELLENT CLARITY
NON YELLOWING
SCRATCH RESISTANT
ODOURLESS

This material has special hardness, good abrasion resistance with easy application. It can be used both as basecoat and as topcoat.

WHERE TO APPLY: wooden items for interior use only (shutters, floorboards, doors, chairs, furniture).

HOW TO APPLY: by brush/spray.

ON NEW WOOD: sand the bare wood with 150 grit sandpaper, then apply HM 3010-60-90 (thin with tap water at 10% if applied by brush) then apply 2 quick coats and leave to dry for 4 hours. Sand with 320 grit sandpaper, then apply 1 or 2 more coats, wet-on-wet. Final drying: 12 hours. If you want to colour the wood, use the HC 33** or HI 20** stain before applying the basecoat/topcoat HM 30.

HM 3061 (WHITE): sanding using 150 grit sanding paper, then apply rapidly 1 or 2 coats of HM 3061 and leave it drying for 4 hours. Sand again with 280 grit sandpaper and apply 1 coat of HM 3061.

ON PREVIOUSLY COATED WOOD: HM 30 (clear) for re-coating of previously coated sand lightly using a 280-320 grit sandpaper, then apply 1 or 2 coats of (HM 3010-3060 or 3090) or white coating (HM 3061). Drying time for the topcoat: 12 hours.



HM 3061



HM 3090



USE:
interior



READY TO USE



DRYING:
12 hours



COVERAGE:
12 m²/litre



TOOLS:
synthetic
bristle
brush/spray



CLEAN-UP
OF TOOLS:
easy with water

HM 3010	HM 3060	HM 3061	HM 3090
CLEAR SATIN (10 gloss)	CLEAR SEMIGLOSS (60 gloss)	WHITE (40 gloss)	CLEAR HIGH-GLOSS (90 gloss)

REVITALIZING WAX FOR PARQUET

Waterbased technology to protect you and the environment

This product is specially formulated with selected waxes and is ideal for enhancing, polishing and preserving wooden floors.

WHERE TO APPLY: ready for use. For interiors use only (floors, stairs and parquet).

HOW TO APPLY: by cloth/sponge.

ON PREVIOUSLY COATED FLOORS: apply the revitalizing wax, code HP 3000 as a thin film with a cloth slightly soaked with the product on the wooden floors or stairs. The product is self-polishing. The wax restores the beauty. The floor can be used after 1 hour.



USE:
interior



READY TO USE



DRYING:
1 hour



COVERAGE:
35 m²/litre



TOOLS:
cloth/sponge



CLEAN-UP OF TOOLS:
easy with water

MARBLE AND TERRACOTTA WAX

Waterbased technology to protect you and the environment

The line for floors also includes a special wax for marble and terracotta, code HP 3100, which can also be applied to linoleum. Formulated with specific and selected waxes, it performs a preserving and freshening action. It is ready to use and self-polishing. It is easy to apply with a cloth or sponge on the dry floor after having cleaned the surface with an appropriate detergent. Being odorless, it is also suitable for public use floors but it is not advised for use on exposed outdoor surfaces like, for example, windowsills. One 750 ml tin of product yields 25 m².



USE:
interior



READY TO USE



DRYING:
10 hours marble
12 hours terracotta



COVERAGE:
35 m²/litre



TOOLS:
cloth/sponge



CLEAN-UP OF TOOLS:
easy with water



SELF-POLISHING

**REGENERATES, PROTECTS
AND ENHANCES YOUR PARQUET**

**SLOWS DOWN THE WEAR
AND HIDES THE SCRATCHES**

ODOURLESS

HP 3000
CLEAR

HP 3100
CLEAR



PROTECTS AND DECORATES
NEW AND ALREADY
IMPREGNATED WOODS

PREVENTS THE ACTION
OF FUNGI AND MOULDS

COLOURS THE WOOD GRAIN,
ENHANCING ITS NATURAL
BEAUTY

U.V. PROTECTION

ODOURLESS

SANDING SEALER FOR PARQUET

Waterbased technology to protect you and the environment

This product is suitable for all wooden flooring that requires high build. It has excellent sandability with easy application.

WHERE TO APPLY: for interior use only (wooden floors and stairs, parquet).

HOW TO APPLY: by brush/roller.

ON NEW WOOD: apply by brush or roller onto the bare wood after sanding with 150 grit sandpaper. Apply 1 or 2 coats waiting 4 hours between each coat. Final drying: 24 hours. If you want to colour the wood, use the HC 33** stain or the HI 20** stain before applying Sanding Sealer for Parquet HP 1000.



USE:
interior



READY TO USE



DRYING:
24 hours



COVERAGE:
12 m²/litre



TOOLS:
synthetic
bristle brush/
roller



CLEAN-UP
OF TOOLS:
easy with water

HP 1000
CLEAR

COATING FOR PARQUET

Waterbased technology to protect you and the environment

This clear coating achieves hardness, abrasion resistance with easy application. When applied, it ensures an excellent finish to any wooden surface. Useful also for the maintenance of wooden floors.

WHERE TO APPLY: for interior use only (wooden floors and stairs, parquet).

HOW TO APPLY: by brush/roller.

ON NEW WOOD: apply the product on the sanding sealer HP 1000 sanding with 280-320 grit sandpaper. Apply 1 or 2 coats waiting 4 hours between each coat and sanding between the coats with 280-320 grit sandpaper. Final drying: 24 hours. If you want to colour the wood, use the HC 33** stain or the HI 20** stain before applying the sanding sealer HP 1000.

ON PREVIOUSLY COATED WOOD: suitable for the repair of wooden floors damaged by scratches or wear. Sand with 280 grit sandpaper, then apply 1 or 2 coats, waiting from 2 to 4 hours from one or another. If you wait more then 4 hours, you have to sand with 320 grit sandpaper. Final drying: 24 hours.



USE:
interior



READY TO USE



DRYING:
24 hours




COVERAGE:
12 m²/litre



**CLEAN-UP
OF TOOLS:**
easy with water



TOOLS:
synthetic
bristle brush/
roller



GOOD DURABILITY
**HIGH RESISTANCE/
EXCELLENT DURABILITY**
ODOURLESS

SOLUTIONS FOR PARQUET

HP 3020
CLEAR
SATIN

HP 3040
CLEAR
SEMIGLOSS

HP 3080
CLEAR
HIGH-GLOSS



**BASECOAT
FOR ANTIQUE FURNITURE
EXCELLENT SANDABILITY
QUICK DRYING**

NITROCELLULOSE BASECOAT FOR FURNITURE

The basecoat exhibits high build, quick drying, excellent clarity and sandability.

WHERE TO APPLY: wooden furniture and items in country style and musical instruments. For interior use only.

HOW TO APPLY: by brush/spray.

ON NEW WOOD: sand the wood with 150 sandpaper, apply the basecoat (thinned at 30%- 40% with nitrocellulose thinner KK 3105) by brush or spray, in 1 or 2 coats (waiting 1-2 hours between each coat). Sand the last coat with 320 grit sandpaper (after 12 hours), then apply the matt topcoat NF 5030 or the gloss French polish topcoat NT 5000.

If you want to colour the wood, use the HC 33** or HI 20** stain before applying the basecoat NU 5020.



USE:
interior



DRYING:
12 hours



COVERAGE:
12 m²/litre



TOOLS:
brush/spray



**CLEAN-UP
OF TOOLS:**
easy with our
KK 3105 thinner

NU 5020
CLEAR



NITROCELLULOSE TOPCOAT FOR FURNITURE

This clear coating gives a special antique finish to furniture, which is very lustrous, while exhibiting good hardness and abrasion resistance to scratches. It is the favourite of furniture artisans and restorers.

WHERE TO APPLY: wooden furniture and items in country's antique style.

HOW TO APPLY: by brush/spray.

ON NEW WOOD: apply one coat after thinning with 30% of nitrocellulose thinner KK 3105 on our previously base coated surface (NU 5020 sanded with 320 grit). If you want to apply a second coat, wait for 12 hours then sand with 320 grit sandpaper. Final drying: 12 hours. If you want to colour the wood, use the HC 33** or HI 20** stains before applying the basecoat NU 5020.

ON PREVIOUSLY COATED WOOD: for the repair of an antique furniture, remove the old coating by sanding with 80-150 grit sandpaper. Apply the basecoat NU 5020 and 1 coat of nitrocellulose topcoat NF 5030. If you want to apply a second coat, wait for 12 hours then sand with 320 grit sandpaper. Drying time for the topcoat: 12 hours.



USE:
interior



DRYING:
12 hours



COVERAGE:
12 m²/litre



TOOLS:
brush/spray



**CLEAN-UP
OF TOOLS:**
easy with our
KK 3105 thinner

THINNER FOR NITRO VARNISH

This nitrocellulose thinner is specially formulated for thinning the basecoat NU 5020 and topcoat NF 5030.

WHERE TO APPLY: excellent for removing old nitrocellulose coatings and to remove the resins of conifer wood (fir, hemlock, larch, pine).



NF 5030

**TOPCOAT
FOR ANTIQUE FURNITURE
EXCELLENT SCRATCH
RESISTANT TO SCRATCHES**



KK 3105

SOLUTIONS FOR ANTIQUE FURNITURE

NF 5030
MATT
CLEAR
(25 gloss)



**TO RESTORE
ANTIQUÉ FURNITURE**
EXCELLENT CLARITY
**ENHANCES THE
NATURAL WOOD**

FRENCH POLISH FOR FURNITURE

This gloss natural based-lac topcoat (100 gloss) is ideal for French polishing of stylish and bare furniture to obtain an old pad finish look. Don't apply on two pack-component coatings.

WHERE TO APPLY: antique furniture (for interior use only) and musical instruments.

HOW TO APPLY: by pad.

ON NEW WOOD: coat the items with the basecoat NU 5020 if required pre-stain with the HC 33** or HI 20** stain, then apply the French polish NT 5000, 50-100% thinned with ethyl alcohol 94°. Wipe in small circles and dry the pad before moistening with more product, spread avoiding an even thickness. Leave to dry for 16 hours, then apply another coat as described above.

ON PREVIOUSLY COATED WOOD: for the maintenance of a French polished piece of furniture, sand with 400 grit sandpaper and remove any dust. Then see new wood.



USE:
interior



DRYING:
24 hours



COVERAGE:
12-20 m²/litre



TOOLS:
pad



**CLEAN-UP
OF TOOLS:**
easy with our
KK 3105 thinner

REVITALIZER FOR RESTORATION

This product produces amazing and immediate results. It is designed for the maintenance and restoration of antiques and precious furniture. Don't apply on two pack-component coatings.

WHERE TO APPLY: antique and precious furniture and doors.

TO APPLY: by cloth.

ON PREVIOUSLY COATED WOOD: it is ready to use, to revive any type of coating (provided it is not a glossy glazed topcoat). Six hours after application, the piece of furniture should be wiped with a clean cloth to make the surface even and remove any excess. Final drying time: 12-18 hours. If the furniture is very damaged, with deep scratches and cracks, sand lightly with a 400 grit sandpaper and carefully remove any dust before applying the KK 1110.



USE:
interior



**READY TO
USE**



DRYING:
12-18 hours



COVERAGE:
20 m²/litre



TOOLS:
cloth



**CLEAN-UP
OF TOOLS:**
easy with our
KK 3105 thinner

ANTI-WOOD WORM

This is used to treat infested wood with "wood worm", and effectively protecting against infestation by other insects.

WHERE TO APPLY: window frames, furnitures and doors.

HOW TO APPLY: brush / syringe

ON WOOD: it is ready to use to treat all parts of the infested wood, or that may be infested by insects.



**NOURISHES
CLEANS
REVIVES AND GIVES
TONE TO OLD COATINGS**



**WOOD PRESERVATIVE
READY FOR USE**

SOLUTIONS FOR ANTIQUE FURNITURE

KK 2120
CLEAR

KK 1110
CLEAR



absolutgroup.it




Sherwin-Williams Italy S.r.l.
Export Department Via del Fiffo 12
40065 Pianoro (BO) - Italy
tel. +39 051 770511
fax +39 051 770528
customerservice@lineablavernici.it
www.lineablavernici.it

Sherwin-Williams UK Coatings Ltd.
A1 Business Park - Knottingley
West Yorkshire - WF11 0BU - England
tel. +44 (0) 1977 673363
fax +44 (0) 1977 673521
ukinfo@sherwin.com
www.sayerlack.co.uk

SAYERLACK, a brand of
Sherwin-Williams
101 West Prospect Avenue
920 Midland Cleveland, OH 44115 - USA
tel. +1 800 524 5979
fax +1 216 566 1293
info@sayerlack.com
www.sayerlack.com

Sayerlack Singapore Pte. Ltd.
8, Admiralty Street
#07-08 Admirax, Singapore 757438
tel. +65 6763 7789
fax +65 6763 0252
infoasia@sayerlack.com
www.sayerlack.com



A brand of *SHERWIN-WILLIAMS*

Sherwin-Williams Italy S.r.l. assumes no contractual liability or responsibility in regards to the texts and photographs included herein.

09/2010
Z02B02UK